



	1	2	3	4	5	6	7	8	9	10	11	12	13	14	15
1 S&P 500 TR (1989)															
2 Russell 2000 TR USD	0.57														
3 BBgBarc US Agg Bond TR USD	-0.14	0.05													
4 BBgBarc US Treasury 20+ Yr TR USD	-0.18	0.03	0.93												
5 ICE BofAML US High Yield Yld USD	-0.47	-0.08	0.01	0.16											
6 MSCI EAFE NR USD	0.78	0.29	-0.26	-0.33	-0.58										
7 MSCI EM NR USD	0.68	-0.02	-0.06	-0.15	-0.66	0.84									
8 Long-Short Equity	0.97	0.61	-0.06	-0.09	-0.52	0.82	0.72								
9 Market Neutral	0.86	0.47	0.08	-0.02	-0.63	0.72	0.77	0.89							
10 Real Estate	0.15	0.56	0.65	0.67	0.12	0.07	-0.08	0.26	0.08						
11 Morningstar Lng-Only Cmdty TR USD	0.52	0.30	0.12	-0.06	-0.12	0.67	0.48	0.54	0.46	0.34					
12 SPDR® Gold Shares	0.28	-0.36	0.34	0.34	-0.18	0.36	0.66	0.32	0.38	0.00	0.25				
13 Managed Futures	0.69	0.15	0.12	0.12	-0.39	0.79	0.81	0.73	0.72	0.23	0.63	0.61			
14															
15															

Time Period: 6/1/2017 to 5/31/2018



	1	2	3	4	5	6	7	8	9	10	11	12	13	14	15
1 S&P 500 TR (1989)															
2 Russell 2000 TR USD	0.77														
3 BBgBarc US Agg Bond TR USD	-0.04	-0.26													
4 BBgBarc US Treasury 20+ Yr TR USD	-0.12	-0.32	0.93												
5 ICE BofAML US High Yield Yld USD	-0.21	-0.24	0.24	0.26											
6 MSCI EAFE NR USD	0.83	0.56	0.02	-0.11	-0.33										
7 MSCI EM NR USD	0.69	0.40	0.20	0.01	-0.24	0.77									
8 Long-Short Equity	0.96	0.80	-0.12	-0.18	-0.35	0.84	0.66								
9 Market Neutral	0.66	0.54	-0.19	-0.25	-0.23	0.49	0.42	0.71							
10 Real Estate	0.60	0.47	0.49	0.45	0.12	0.47	0.41	0.52	0.26						
11 Morningstar Lng-Only Cmdty TR USD	0.20	0.30	-0.07	-0.24	-0.24	0.21	0.37	0.20	0.14	0.00					
12 SPDR® Gold Shares	-0.09	-0.30	0.54	0.52	0.18	0.00	0.33	-0.15	-0.11	0.00	0.24				
13 Managed Futures	0.19	-0.05	0.38	0.46	0.06	0.09	0.15	0.24	0.24	0.25	-0.16	0.28			
14															
15															

Time Period: 6/1/2015 to 5/31/2018




	1	2	3	4	5	6	7	8	9	10	11	12	13	14	15
1 S&P 500 TR (1989)															
2 Russell 2000 TR USD	0.77														
3 BBgBarc US Agg Bond TR USD	-0.03	-0.12													
4 BBgBarc US Treasury 20+ Yr TR USD	-0.21	-0.26	0.91												
5 ICE BofAML US High Yield Yld USD	-0.23	-0.19	0.10	0.13											
6 MSCI EAFE NR USD	0.80	0.55	0.06	-0.18	-0.28										
7 MSCI EM NR USD	0.64	0.37	0.21	-0.01	-0.22	0.77									
8 Long-Short Equity	0.96	0.82	-0.06	-0.23	-0.32	0.82	0.61								
9 Market Neutral	0.69	0.56	-0.02	-0.15	-0.22	0.56	0.43	0.75							
10 Real Estate	0.44	0.42	0.61	0.56	0.03	0.33	0.33	0.41	0.26						
11 Morningstar Lng-Only Cmdty TR USD	0.26	0.24	-0.15	-0.34	-0.17	0.34	0.39	0.25	0.15	-0.11					
12 SPDR® Gold Shares	-0.08	-0.14	0.52	0.48	0.13	0.06	0.26	-0.09	0.00	0.12	0.25				
13 Managed Futures	0.16	0.00	0.40	0.47	-0.01	0.04	0.04	0.19	0.23	0.27	-0.32	0.21			
14															
15															

Time Period: 6/1/2013 to 5/31/2018



	1	2	3	4	5	6	7	8	9	10	11	12	13	14	15
1 S&P 500 TR (1989)															
2 Russell 2000 TR USD	0.91														
3 BBgBarc US Agg Bond TR USD	0.06	-0.02													
4 BBgBarc US Treasury 20+ Yr TR USD	-0.30	-0.33	0.78												
5 ICE BofAML US High Yield Yld USD	-0.30	-0.25	0.20	0.14											
6 MSCI EAFE NR USD	0.89	0.78	0.16	-0.25	-0.23										
7 MSCI EM NR USD	0.81	0.72	0.23	-0.22	-0.13	0.89									
8 Long-Short Equity	0.95	0.88	0.03	-0.34	-0.29	0.89	0.81								
9 Market Neutral	0.34	0.29	0.00	-0.19	-0.19	0.35	0.28	0.50							
10 Real Estate	0.76	0.77	0.31	-0.01	-0.23	0.71	0.66	0.69	0.15						
11 Morningstar Lng-Only Cmdty TR USD	0.54	0.46	0.02	-0.30	-0.22	0.59	0.62	0.56	0.25	0.33					
12 SPDR® Gold Shares	0.07	0.03	0.44	0.24	0.11	0.16	0.30	0.11	0.08	0.11	0.41				
13 Managed Futures	-0.11	-0.21	-0.03	0.10	0.06	-0.11	-0.16	-0.05	0.07	-0.15	-0.13	0.08			
14															
15															

Time Period: 6/1/2008 to 5/31/2018



	1	2	3	4	5	6	7	8	9	10	11	12	13	14	15
1 S&P 500 TR (1989)															
2 Russell 2000 TR USD	0.89														
3 BBgBarc US Agg Bond TR USD	-0.01	-0.09													
4 BBgBarc US Treasury 20+ Yr TR USD	-0.29	-0.33	0.81												
5 ICE BofAML US High Yield Yld USD	-0.29	-0.23	0.15	0.12											
6 MSCI EAFE NR USD	0.87	0.76	0.09	-0.25	-0.22										
7 MSCI EM NR USD	0.77	0.69	0.12	-0.21	-0.12	0.87									
8 Long-Short Equity	0.92	0.85	-0.01	-0.32	-0.29	0.89	0.79								
9 Market Neutral	0.23	0.22	0.03	-0.10	-0.15	0.31	0.28	0.46							
10 Real Estate	0.73	0.74	0.26	0.00	-0.21	0.66	0.59	0.66	0.11						
11 Morningstar Lng-Only Cmdty TR USD	0.43	0.37	0.02	-0.25	-0.17	0.54	0.58	0.51	0.24	0.25					
12 SPDR® Gold Shares															
13 Managed Futures															
14															
15															

Time Period: 6/1/2003 to 5/31/2018

